

XFC-300/301 SYSTEM HAS AUTO PROFILE THE MAJOR FEATURE TO MAKE TEMP. PROFILE WITHOUT ANY TROUBLE. INTELLIGENT SYSTEM SENSE ON PCB AND THEN SET ITS PARAMETER BASED ON FEEDBACK FROM PCB TO GET YOU ACTUAL REAL-TIME PROFILE ON PCB

Feature/Specifications :

- Temperature Vs Time profile.
- Automatic Calibration. No external equipment required.
- **Auto Profile:** Generate auto profile on PCB Land than just system setting. Intelligent system will check what user want and then deliver while changing internal setting automatically so that user define Time/Temp come on PCB
- Programmable to avoid and Damage to side by component due to Heat.
- 5 Zones Temp. Profile. (show change in temp and time while operating).
- Heat Ramp up can be adjusted. (T). (any make solder paste has different profile and one can achieve it easily Without any difficulty).
- Does not allow an wrong temp setting, which is harmful for electronics components.
- Control bottom heater (bottom heater can be added later, if you don't Have BGA at present and expect later).
- Hand Mode for immediate delivery of Heat, useful for chip component desoldering.
- Profile Mode: Temp. Vs time Profile to ensure no damage to component.
- Input 220-240V, 50 Hz.
- Power consumption 430 to 470 Watt.
- Air flow variable from 5~25 Ltr/min
- PID Temperature controller (Microprocessor based proportional, integral and differential control)
- Temp. 50 ~ 550°C
- Vacuum pressure (-200 mmHg).
- Three Modes to operate: Profile Normal, Profile auto, Hand Mode.
- Profile Memory storage: Auto and Normal 19, 1 Hand Mode.
- Insulation Resistance at 500VDC is 10M
- Ground Resistance 0.1

LEAD FREE

ESD SAVE



XFC-300: No Supply for auto lift
XFC-301: In built supply for auto lift

From : [goot](http://goot.com), Japan Warranty : 1 year AMD.

www.advancetechonline.in

ADVANCE TECH SERVICES PVT. LTD. 709-710, GD-ITL Towers, B-8, Netaji Subhash Place, Pitampura, Ring Road, New Delhi 110 034
Ph : 011-47002024 upto 27, Fax : 011-47002029 E-Mail : info@advancetechonline.in web:www.advancetechonline.in B.O : • Bangalore • Pune

PRODUCT RANGE: Soldering Desoldering for SMD/PTH, Solder POT, Electric Screw Drivers, Pneumatic Screw Driver, Torque Meter, Screw Torque deciders, Screw Feeders, Balancer, Torque Arm, Air Dispenser, Air Free Dispenser, Syringes and Barrel for dispenser, Flux, Spray Fluxer, Desolder Wick, Static Charge Meter, Ionizers, Ion Gun, Illuminated Magnifiers, Hand tools (Cutter, strippers, Pliers, crimper, Cable cutters etc.. ESD Products, Peelable Mask, Solder Bath Treatment, Rework Pens (Conductive pen, flux pen, green over coat pen, conformal coating remover pen), Imported stations soldering bits, Bit Cleaning sponge, Screw driver bits and many more.....

XFC Series Nozzles (Optional)

P/N	A		D		Applicable Package
	inch	mm	inch	mm	
XNSG 4.4 X 10	0.394	10	0.189	4.8	SO16
XNSG 5.6 X 13	0.591	15	0.224	5.7	SSOP8T
XNSG 7.6 X 15	0.630	16	0.283	8.2	SOL20/26, TSOP20/24
XNSG 7.6 X 18	0.748	19	0.283	8.2	TSOP24
XNSG 7.6 X 12.7	0.742	12	0.323	8.2	SOL20, TSOP28
XNSG 19 X 8	0.315	8	0.748	19.0	TSOP32
XNSG 8.6 X 18	0.748	19	0.343	8.7	TSOP28/32
XNSG 18.5 X 12	0.748	15	0.728	19.5	TSOP40/48
XNSG 13 X 28	1.142	29	0.531	13.5	PSOP44
XNSG 4.4 X 5	0.917	5	0.189	4.8	SO8

P/N	A		D		Applicable Package
	inch	mm	inch	mm	
XNS 15 X 8.2	0.591	15	0.323	8.2	SOJ20

P/N	A		Applicable Package
	inch	mm	
XNBG 8 X 8	0.393	10	BGA16, BGA25
XNBG 12 X 12	0.551	14	BGA49, BGA64
XNBG 13 X 13	0.590	15	BGA49, BGA64
XNBG 15 X 15	0.669	17	BGA81, BGA100
XNBG 17 X 17	0.748	19	BGA121
XNBG 19 X 19	0.787	20	BGA144, BGA121
XNBG 23 X 23	0.984	25	BGA169
XNBG 27 X 27	0.142	29	BGA324, BGA225, BGA289
XNBG 35 X 35	1.457	37	BGA529, BGA484
XNBG 38 X 38	1.575	40	BGA576, BGA625
XNBG 40 X 40	1.654	42	BGA625, BGA676

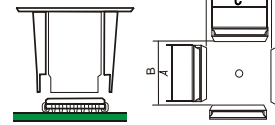
P/N	A		B		C		D		Applicable Package
	inch	mm	inch	mm	inch	mm	inch	mm	
XNPG 7.3 X 12.5	0.272	6.9	0.354	9	0.272	6.9	0.551	14	PLCC 7.3 X 12.5
XNPG 11.5 X 11.5	0.394	10	0.512	13	0.394	10	0.512	13	PLCC 28
XNPG 11.5 X 14	0.591	15	0.591	15	0.394	10	0.512	13	PLCC 11.5 X 14
XNPG 17.5 X 17.5	0.591	15	0.728	18.5	0.591	15	0.728	18.5	PLCC 44
XNPG 20 X 20	0.748	19	0.827	21	0.748	19	0.827	21	PLCC 52
XNPG 25 X 25	0.945	24	1.024	26	0.945	24	1.024	26	PLCC 68
XNPG 30 X 30	1.142	29	1.220	31	1.142	29	1.220	31	PLCC 84

P/N	A		B		C		D		Applicable Package
	inch	mm	inch	mm	inch	mm	inch	mm	
XNQG 12 X 12	0.472	12	0.551	14	0.472	12	0.551	14	QFP64, QFP48, QFP80, BQFP28
XNQG 14 X 14	0.591	15	0.677	17.2	0.591	15	0.677	17.2	SQFP100, TQFP100
XNQG 14 X 20	0.591	15	0.665	16.9	0.827	21	0.906	23	SQFP12, QFP80, QFP100
XNQG 16 X 16	0.629	16	0.826	21	0.629	16	0.826	21	BQFP100T25, QFPT63
XNQG 17.5 X 17.5	0.591	15	0.728	18.5	0.590	15	0.728	18.5	BQFP84
XNQG 24 X 24	0.827	21	0.953	24.2	0.827	21	0.953	24.2	BQFP132, FQFP176
XNQG 28 X 28	1.142	29	1.220	31	1.142	29	1.220	31	QFP128, SQFP208
XNQG 32 X 32	1.220	31	1.315	33.4	1.220	31	1.315	33.4	BFP184T, FQFP408
XNQG 37 X 37	1.220	31	1.457	37	1.220	31	1.457	37	BQFP196
XNQG 40 X 40	1.535	39	1.654	42	1.535	39	1.654	42	BQFP244



XNPG-Series

For PLCC

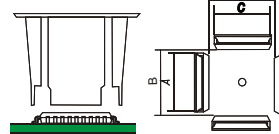


Nozzles look

Enlarge image of the Vacuum pickup cup
XFC-300/301/200

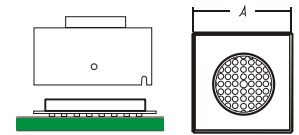
XNOG-Series

For QFP/BQFP



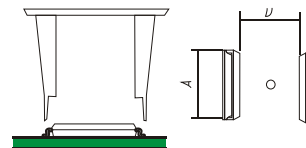
XNBG-Series

For BGA

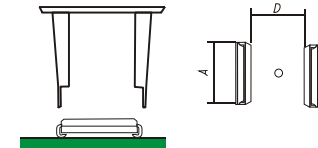


XNSG-Series

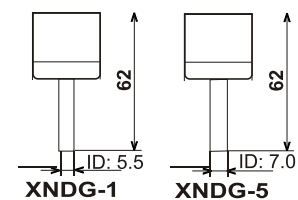
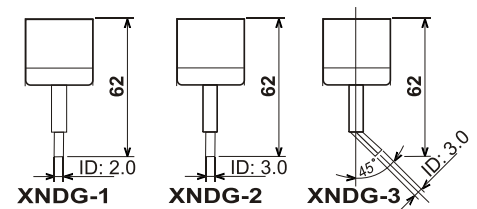
For SO, SOL



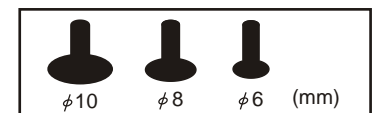
For SOJ



Discrete components



Vacuum cup



Replacement vacuum cup set for
XFC-300/301 and XFC-200